




Sunday Quilting Friends BOM

Bento Box Block

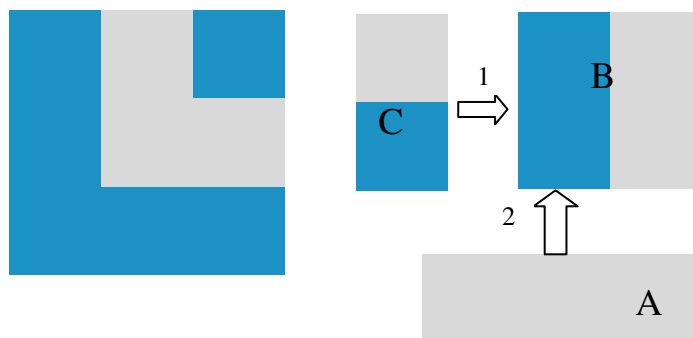

Block of the Month 9½" (unfinished)



The finished Bento Box block measures 9"
Select 2 contrasting fabrics - turquoise and white

Instructions:

1. Cut both fabrics into 2" wide strips
Turquoise: Cut - Two 2" x 5" rectangles
White: Cut - Two 2" x 5" rectangles (A)
2. Sew remaining 2 strip lengths together and cut as follows:
Four 3½" long (B)
Four 2" long (C)
3. Follow piecing diagram below to assemble the block.



Return your block next month to be in the draw for another lucky winner!
Happy Stitching!