




Sunday Quilting Friends BOM

Friendship Star Block

Block of the Month 9½" (unfinished)



Colours: Bright (red, yellow, green, purple, pink) with background of medium to dark blue.

From your background fabric cut these:

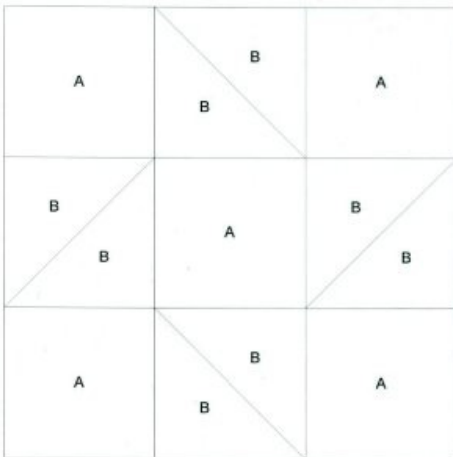
Cut 4 - 3 1/2" squares - these are 'A'

Cut 2 - 3 7/8" squares - these are 'B'

From your bright fabric cut these:

Cut 1 - 3 1/2" square- this is 'A'

Cut 2 - 3 7/8" squares - these are also 'B'

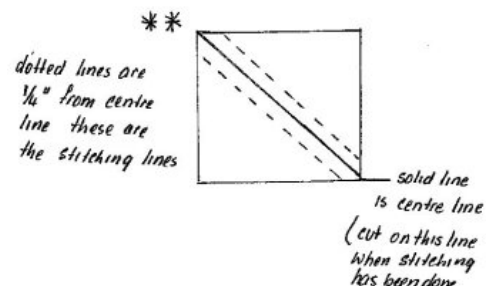
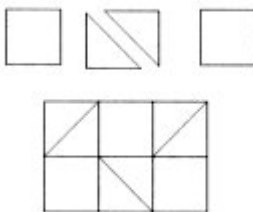


Put right side to right side, background 'B' with bright 'B'

Rule across the square on the diagonal, then rule either side of this line 1/4" ****see diagram at right****

Stitch on both 1/4" lines then cut along the center line, this forms the points of the star, press light fabric seams towards the dark fabric.

Use 1/2" seams allowances to join the block. See diagram below.



Return your block next month to be in the draw for another lucky winner!